

IMPORTED COLLISION ESTIMATING GUIDE

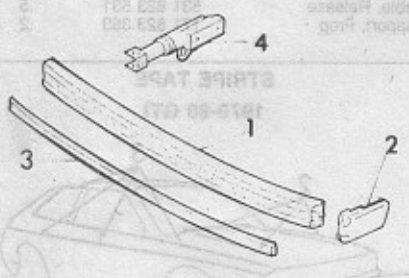
VOLKSWAGEN

E-407
SCIROCCO 1975-80

FRONT BUMPER

THRU 1977

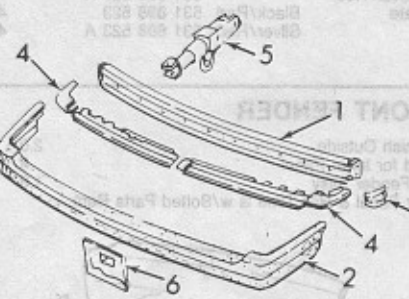
R&I Bumper Assy
O/H Includes R&I



1 Face Bar	531 807 105 A	.9	211.00
2 End, Face Bar	R 531 807 172 A	.2	39.65
	L 531 807 171 A	.2	39.65
3 Moulding, Rubber	531 807 221	.3	35.10
4 Absorber, Impact	R 171 807 146 A	#.2	47.40
	L 171 807 145 A	#.2	47.40
*w/Bumper Assy Removed			

1978-80

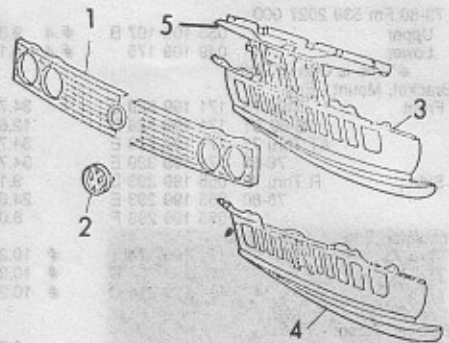
Refinish Cover
R&I Bumper Assy
O/H Includes R&I



1 Face Bar	531 807 105 C	1.3	176.30
2 Cover, Bar	531 807 821 A		117.40
Trim Strip, Cover	531 87 401 A		
3 Reinforcement	R 531 807 124		3.75
	L 531 807 123		3.75
4 Panel, Filler	L 531 807 824		27.00
	L 531 807 823		27.00
5 Absorber, Impact	R 171 807 146 A	#.2	47.40
	L 171 807 145 A	#.2	47.40
*w/Bumper Assy Removed			
6 Bracket, License	531 807 841 A		11.75
Stripe Tape - See Hood			

GRILLE & FRONT PANEL

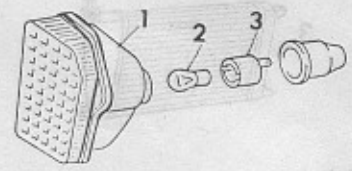
Refinish Front Panel 2.0



1 Grille	Thru 77 R	531 853 654	#.5	25.50
	L	531 853 653 A	#.5	25.50
	78-80 exc R	531 853 654 A	#.5	39.20
	L	531 853 653 C	#.5	39.20
	GTI R	531 853 654 B		25.50
	L	531 853 653 D		25.50
# R&R Both .8				
2 Emblem	Chrome	321 853 601		3.40
	Black/White	321 853 601 A		3.85
3 Panel Assy, Front	Thru 75	531 805 591 D	#	197.95
	76-80	531 805 591 F	#	193.90
4 Valance	Thru 75	531 805 595 B	#	118.55
	76-80	531 805 595 C	#	118.55
5 Baffle, Upper	Thru 77	531 805 563 A	#1.5	71.75
	78-80	531 805 563 D	#1.5	80.90
*Included in Panel Assy				
#w/Bumper, Grille, Impact Absorber, Lamps, Rad & AC Condenser Removed				
R&R Apron Complete exc 9.0				
w/Fenders Also Removed 6.0				
R&R Lower Panel exc 6.5				
w/Fenders Also Removed 3.0				
If Necessary to R&R Wiring Add 1.5				
Spoiler	exc R	531 805 904	.3	31.40
	L	531 805 903	.3	31.40
	GTI	531 800 707 A	.3	195.20

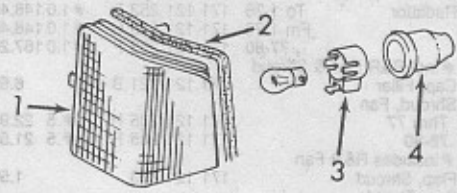
FRONT LAMPS CONT'D

**PARKLAMP
THRU 1977**



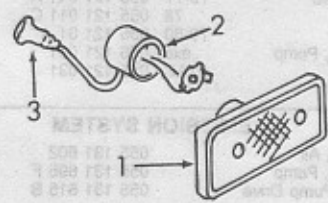
1 Lamp Assy	R	531 953 050 A	.3	23.30
	L	531 953 049 A	.3	23.30
2 Bulb		USA 1034		1.41
3 Socket		171 953 053 A		2.95

1978-80



1 Lamp Assy	R	531 953 050 D	.4	32.30
	L	531 953 050 D	.4	32.30
2 Gasket, Lamp	R	531 953 154		7.80
	L	531 953 153		7.80
3 Socket		171 953 053 A		2.95
4 Bulb		USA 1034		

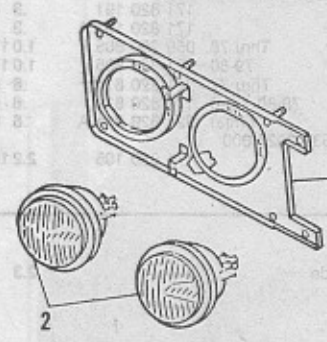
**SIDE MARKER LAMP
THRU 1977**



1 Lamp Assy		321 945 119 A	.3	3.25
2 Gasket, Lamp		321 945 139		1.95
3 Socket & Wire		171 945 069		6.60
Bulb		USA 1816		

FRONT LAMPS

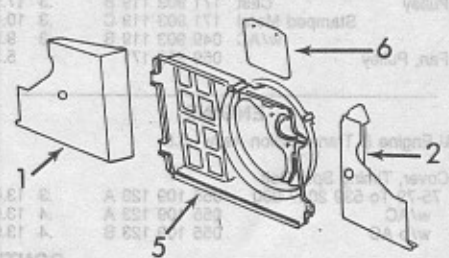
HEADLAMP



Lamp Assy - NSS				
1 Retainer	Thru 77 R	531 941 046	#	61.80
	L	531 941 045	#	61.80
	78-80 R	531 941 046 B	#	60.50
	L	531 941 045 B	#	60.50
#.8 exc w/Grille Removed .3				
Includes R&R Sealed Beam				
2 Sealed Beam	Outer	USA 4000	#	5.12
	Inner	USA 5001	#	5.12
#One Side - One .4, Both .5				
Retainer, Sealed Beam		411 941 047		17.50

COOLING & ENGINE

COOLING



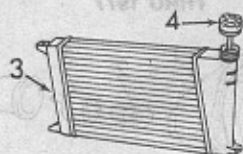
CONT'D

IMPORTED COLLISION ESTIMATING GUIDE

VOLKSWAGEN

COOLING & ENGINE CONT'D

COOLING CONT'D



Air Ducts				
1 Right	75 531 121 282 C		17.90	
	76 531 121 282 E		10.85	
	77 531 121 282 B		13.75	
	78-80 531 121 282 H		10.85	
2 Left	75 531 121 281 C		13.75	
	76 531 121 281 E		10.85	
	77 531 121 281 B		10.85	
	78-80 531 121 281 J		10.85	
3 Radiator	To 1-76 171 121 253 D	# 1.0	148.45	
	Fm 1-76 171 121 253 G	# 1.0	148.45	
	77-80 171 121 253 F	# 1.0	167.20	
# Incl R&R Fan & Shroud				
4 Cap, Filler	171 121 321 B		6.55	
5 Shroud, Fan				
Thru 77	171 121 205 H	# .5	22.95	
78-80	171 121 205 F	# .5	21.50	
# Includes R&R Fan				
6 Flap, Shroud	171 121 223		1.50	
Fan, Electric				
Exc	171 959 455 E	.3	64.85	
w/AC	431 959 455 C	.3	57.50	
Hose, Upper	75-76 exc 171 121 101 B	.4	6.90	
	AC 171 121 101 D	.4	6.90	
	77-80 exc 171 121 101 E	.4	4.50	
	AC 171 121 101 H	.3	9.60	
Hose, Lower	75-76 exc 171 121 051 B	.4	6.60	
	w/AC 171 121 051 D	.4	4.55	
	77-78 171 121 051 D	.4	4.55	
	79-80 171 121 051 G	.4	4.75	
Pump, Water - w/Pulley				
w/o AC	75-78 055 121 011	1.5	105.35	
	79-80 055 121 010	1.5	80.55	
w/AC	75-77 055 121 011 A	1.7	61.90	
	78 055 121 011 C	1.7	96.65	
	79-80 055 121 01 A	1.7		
Pulley, Pump	exc 056 121 031	.4	6.50	
	w/AC 055 121 031	.4	6.50	

EMISSION SYSTEM

Pump, Air	055 131 602		5319.75
Pulley, Pump	055 131 695 F	.4	3.00
Belt, Pump Drive	055 131 615 B	.3	4.85

ELECTRICAL

Horn	Single 111 951 113 B	.2	9.95
	Dual 111 951 213 D	.2	23.65
Cap, Distributor	113 905 207 C	2	5.10

ALTERNATOR PARTS

Frame, Front	Bosch 059 903 537	#	20.75
	Motorola 055 903 537	#	50.35
Frame, Rear	NA		
# One or Both 1.3			
Belt, Drive	exc 049 903 137 B	.3	2.85
	w/AC 055 903 137 G	.3	7.25
Pulley	Cast 171 903 119 B	.3	17.95
	Stamped Metal 171 903 119 C	.3	10.45
	w/AC 049 903 119 B	.3	9.95
Fan, Pulley	059 903 171		5.25

ENGINE

R&I Engine & Transmission Assy - 5.6

Cover, Timing Spur Belt			
75-79 To 539 2027 000	055 109 123 A	.3	13.00
w/AC	055 109 123 A	.4	13.00
w/o AC	055 109 123 B	.4	13.00

CONT'D

COOLING & ENGINE CONT'D

ENGINE CONT'D

79-80 Fm 539 2027 000				
Upper	055 109 107 B	#.4	9.30	
Lower	049 109 175	#.4	4.15	
# Time is One or Both				
Bracket, Mount - Eng				
Front	Thru 75 171 199 329 E		34.75	
	76-80 ST 171 199 329 D		12.65	
	AT Thru 77 171 199 329 E		34.75	
	76-80 171 199 329 E		34.75	
Side	R Thru 77 055 199 293 D		9.10	
	78-80 055 199 293 E		24.65	
	L 055 199 293 F		8.00	
Insulator, Eng				
Thru 75	171 199 214	#	10.20	
76-80	ST 171 199 214 D	#	10.20	
	AT 171 199 214 C	#	10.20	
# Right - 1.9, Left - .4				
Bracket, Mount - Trans				
On Frame	171 399 141		6.05	
On Trans	ST 171 399 132		9.65	
	AT 171 399 139 A		3.55	
Insulator, Trans	171 399 151		.5	17.50
Pan, Oil	055 103 601 A		1.0	32.90
Gasket, Pan	Thru 76 056 103 609 A		7.50	
	77-80 056 103 609 B		6.90	
Pump, Fuel	056 127 025 B	.4	56.55	

EXHAUST

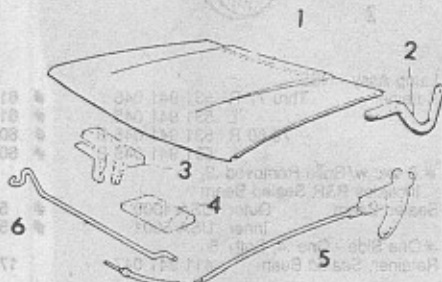
Manifold, Exhaust				
Thru 76	055 253 031 A		1.6	59.85
77-78	067 253 031 F		1.6	70.45
79-80	1.5 ST 067 253 031 F		1.6	70.45
	AT 067 253 031 J		1.6	66.60
	Calif 067 253 031 H		1.6	69.85
	1.6 067 253 031 F		1.6	70.45
	175 253 091		1.1	67.05
Pipe, Inlet				
Pipe, Intermediate				
Thru 75	055 253 157		1.2	42.25
76-80	exc 055 253 157 A		1.2	29.40
	Calif 055 253 157 B		1.2	40.80
Converter, Catalytic	055 131 701 Q		1.0	280.00
Pipe, Rear	Thru 75 055 253 201 G		1.0	23.45
	76-80 055 253 201 C		1.0	26.70
Muffler w/Pipe	068 253 609		.9	62.85

AIR CONDITIONING

Condenser	Thru 77 171 820 413	# 1.5	237.60
	78 171 820 413 A	# 1.5	95.00
	79-80 531 820 413 A		1.0 208.55
# Exc w/Rad Removed .8			
Receiver & Drier			
Thru 77	171 820 191	.3	49.05
78-80	171 820 191 A	.3	19.65
Compressor	Thru 78 059 260 805		1.0 174.25
	79-80 171 820 805		1.0 172.85
Clutch	Thru 77 321 820 811	.6	81.40
	78-80 To(a) 171 820 811	.6	63.90
	Fm(a) 321 820 811 A	.6	81.40
(a)Ch 539 2027 000			
Evaporator	171 820 105		2.2 108.00

HOOD

Refinish Outside 2.3

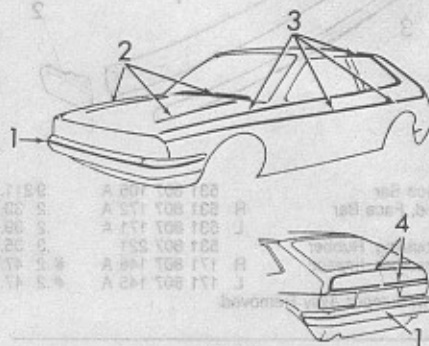


CONT'D

HOOD CONT'D

1 Panel, Hood	531 823 031 E		.8 302.55
2 Hinge	R 175 823 302	#	7.40
	L 175 823 301	#	7.40
# One .3, Both .4 w/Hood Removed			
3 Latch	171 823 507	.4	4.75
4 Striker, Latch	171 823 509	.2	5.70
5 Cable, Release	531 823 531	.5	8.75
6 Support, Prop	171 823 363	.2	2.65

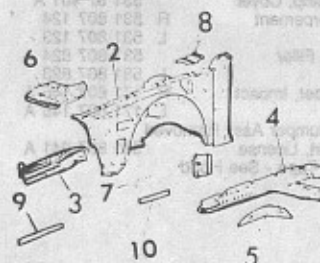
STRIPE TAPE 1979-80 GTI



1 Bumper Cover	Red	531 807 973	4.50
2 Hood	Black/Red	531 898 522	38.35
	Silver/Red	531 898 522 A	38.35
3 Body Side Complete			
	Black/Red	531 898 527	80.50
	Silver/Red	531 898 527 A	78.15
4 Gate	Black/Red	531 898 523	49.75
	Silver/Red	531 898 523 A	49.75

FRONT FENDER

Refinish Outside	2.0
Add for Inner Panel	.8
R&I Fender Assy	1.8
Inner Panel & Rail Time is w/Bolted Parts Rem	



1 Fender	Thru 77 R	531 821 022 B	2.3 200.90
	L	531 821 021 B	2.3 200.90
	78-80	531 821 022 J	2.3 200.90
	L	531 821 021 J	2.3 200.90
2 Panel, Inner	To 1-79 R	531 809 102 BB	# 8.0 328.10
	L	531 809 101 AE	# 8.0 328.10
	Fm 1-79 exc R	531 809 102 BM	# 8.0 328.10
	L	531 809 101 AN	# 8.0 328.10
	80 R	531 809 102 CD	# 8.0 328.10
	L	531 809 101 BB	# 8.0 328.10
# Rt Side Nec to R&I Eng & Trans Assy 5.6			
3 Side Member, Front	Thru 77		
	R	175 803 102 A	# 4.0 49.20
	L	171 803 101 G	# 4.0 30.35
	R	175 803 102 A	# 4.0 49.20
	L	175 803 101 A	# 4.0 49.20

CONT'D

IMPORTED COLLISION ESTIMATING GUIDE

E-409

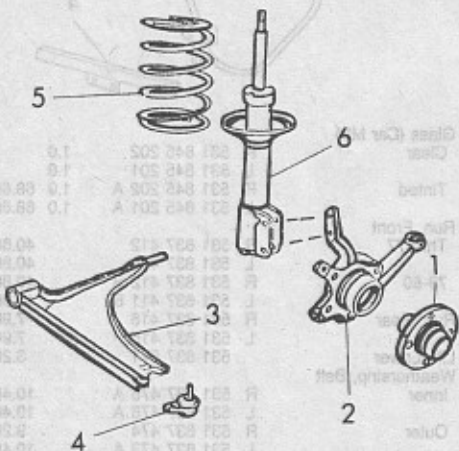
VOLKSWAGEN

SCIROCCO 1975-80

FRONT FENDER CONT'D				
80	R	171 803 102 AM	#4.0 54.30	
	L	171 803 101 A	#4.0	
#Included in Inner Panel				
#w/Front Apron Removed 2.0				
4 Side Member, Rear				
75	R	531 809 148	#5.5 56.20	
	L	531 809 147	#5.5 56.20	
R&R Front & Rear Members 7.5				
Rt Side Necessary to R&L Eng & Trans Assy 5.6				
5 Plate, Filler				
75	R	531 809 160	23.80	
	L	531 809 159	23.80	
6 Tray, Battery				
		171 803 119	12.50	
		171 803 119 C	11.10	
7 Filter, Lower				
	R	171 809 698	4.75	
	L	171 809 697	4.75	
8 Gusset, Upper				
	R	531 809 422	3.75	
	L	531 809 421	3.75	
Moulding, Protect				
9 Front	Thru 76 R	531 853 508	# 5.60	
	L	531 853 507	# 5.60	
10 Rear	Thru 77 R	531 853 504	# 5.60	
	L	531 853 503	# 5.60	
		78-80 exc R	531 853 504 B	.2 5.60
		L	531 853 503 B	.2 5.60
		Black & Red R	531 853 504 C	.3 5.60
		L	531 853 503 C	.3 5.60
#One 2, Both .3				
Antenna, Radio				
	NA		.5	
Tank, Vacuum				
		171 820 601	.3 9.80	
Hose, Tank(a)				
		171 820 665 C	.3 .67	
(a)Cut to Fit				
Stripe Tape - See Hood				

WHEEL				
Refinish Wheel .5				
Wheel				
	Standard	321 601 025 A	.3 39.30	
	Sport Thru 77	321 601 025 C	.3 192.30	
		78-80	321 601 025 F	.3
	Aluminum	321 601 025 C	.3 192.30	
Cap, Hub				
	Standard	321 601 171 A	1.55	
	Sport	111 601 171	1.85	
	Chrome	321 601 151	11.60	

FRONT SUSPENSION			
Overhaul	One Side		3.7
	Both Sides		5.9
Check Front & Rear Wheel Alignment 1.1			
Check & Adjust Front Toe & Camber 1.2			
Check & Adjust Toe Only .6			
Caster is Not Adjustable			
Repair or Replace Parts as Necessary			



Disc, Brake		171 615 301	.7 38.00
Caliper Assy			
	R	171 615 108 A	.7 115.25
	L	171 615 107 A	.7 115.25
ATE			
		171 615 107 C	.7 113.25
	L	171 615 108 C	.7 113.25

CONT'D

FRONT SUSPENSION CONT'D				
Pad Kit				
		171 698 151 C	# 19.35	
#Both Wheels .8				
Shield, Splash				
		175 615 165	8.35	
Hose, Brake				
	Girling	171 611 701 D	# 22.15	
	ATE	171 611 701 B	# 14.80	
#One .6, Each Add 1.3 - Incl Bleed				
1 Hub		175 407 615	1.3 53.65	
Bearing, Hub				
		171 407 625 A	1.8 37.65	
#Incl R&R Disc, Brgs & Hub				
2 Knuckle	Thru 76 R	171 407 256 A	#2.2 95.25	
	L	175 407 255	#2.2 69.55	
		77-80 R	171 407 256 A	#2.2 95.25
	L	171 407 255 A	#2.2 95.25	
#Includes R&R Caliper, Brgs, & Hub				
3 Arm, Lwr Control		171 407 153 D	.8 53.00	
4 Ball Joint, Lower				
	To(a)	171 407 365 C	.6 23.30	
	Fm(a)	171 407 365 F	.6 23.75	
(a)Ch 5392028903				
5 Spring, Coil		171 411 103	1.0 45.25	
6 Shock Absorber				
	Standard	R 171 412 032	#1.5 65.50	
	L	171 412 031	#1.5 65.50	
	Heavy Duty	R 171 412 032 B	#1.5 65.50	
	L	171 412 031 B	#1.5 65.50	
#Includes R&R Strut Assy & Spring				

DRIVE AXLE			
Drive Shaft(a)			
Std Trans			
	Thru 78 R	171 407 272	.9 269.40
	L	171 407 271	.9 233.75
	79-80 R	171 407 272 F	.9 280.70
	L	171 407 271 F	.9 247.30
Auto Trans			
	R	171 407 272 G	.9 264.95
	L	171 407 271 G	.9 229.95
Constant Velocity Joint			
Outer (w/Whl Shaft)			
		171 407 311	#1.3 158.90
Inner - Std Trans			
	Thru 76	171 407 331 F	#1.3 49.40
	79-80	171 407 331 H	#1.3 68.95
	Inner - Auto Trans	171 407 331	#1.3 49.40
#Both 2.2, Includes R&R Drive Shaft			

STEERING				
STEERING WHEEL				
Steering Wheel				
	Standard	171 419 655 A	.3 76.80	
	Sport	Thru 76	171 419 091 B	.3 179.35
		77-80	171 419 091 F	.3 174.85
Cover, Horn				
	Standard	171 419 669 E	30.10	
	Sport	Thru 76	171 419 669 B	12.15
		77-80	171 419 669 F	18.90

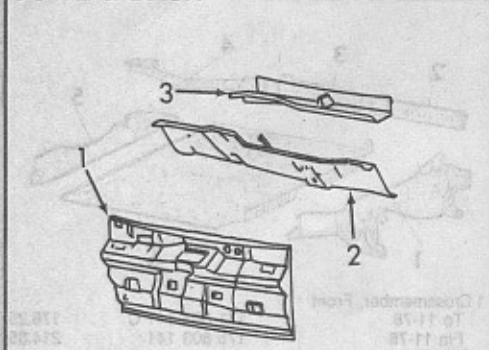
COL, GEAR & LINKAGE			
Tube, Column			
	Thru 75	171 419 563 A	2.4 18.95
	76-80	171 419 563 C	2.4 17.65
Shaft, Upper			
	Thru 75	ST 171 419 505	.9 25.00
		AT 171 419 503	.9 54.70
	1976	ST 171 419 505 B	.9 22.30
		AT 171 419 503 A	.9 54.35
	77-80	171 419 503 A	.9 54.35
Shaft, Lower			
		531 419 951 A	1.6 105.80
Gear Assy			
	Thru 75	171 419 061 D	1.8 169.85
	76-77	171 419 061 B	1.8 256.45
	78-80	171 419 063	1.8 249.50
Tie Rod Assy			
	End, Tie Rod	171 419 804	.4 58.15
	Incl in Tie Rod Assy	171 419 811	.4 23.45
Switch, Ignition			
		111 905 865 L	1.0 15.10
Cylinder, Ign Lock			
		411 905 855 C	1.0 14.30

FRAME & FLOOR				
1 Crossmember, Front				
	To 11-78	171 803 141 C	178.25	
	Fm 11-78	175 803 141	214.85	
Side Rail				
2 Front				
	R	175 809 516	#2.0 14.90	
	L	175 809 515	#2.0 14.90	
3 Center				
	Thru 78 R	171 803 406 C	#2.5 25.15	
	L	171 803 405 A	#2.5 16.90	
		1979 R	171 803 406 C	#2.5 25.15
		L	175 803 405	#2.5 18.40
		80 R	531 803 406 B	#2.5 21.50
		L	531 803 405 B	#2.5 21.50
#w/Bolted Parts & Outer Pnl's Rem				
4 Rear				
	Thru 77 R	171 803 502 D	#6.0 34.25	
	L	175 803 501	#6.0 36.20	
		78-79 R	175 803 502 A	#6.0 36.20
		L	175 803 501	#6.0 36.20
		80 R	171 803 502 F	#6.0 39.85
		L	175 803 501	#6.0 36.20
5 Crossmember, Rear				
	75-79	175 803 531	#4.5 47.95	
		80	161 803 531	#4.5 55.60
#w/Bolted Parts & Rr Body Pnl Rem				
6 Pan, Floor				
	R	171 803 208	108.10	
	L	171 803 207	108.10	

WINDSHIELD			
Glass (Car Mfr)			
	Clear	531 845 101 A	#2.0 141.95
	Tinted	531 845 101 B	#2.0 169.95
#Add .3 to R&R Mouldings			
Weatherstrip			
		531 845 121 A	30.70
Moulding, Reveal			
	Bright	R 531 853 306	23.70
		L 531 853 305	23.70
	Black	R 531 853 306 A	23.70
		L 531 853 305 A	23.70
Cover, Midg Joint			
	Bright	531 853 309	1.10
	Black	531 853 309 A	1.10
Mirror, Rear View			
		803 857 511	.2 26.05
Visor, Sun			
	75-78 R	531 857 552 B	.2 23.35
	L	531 857 551	.2 19.80
	79-80 R	531 857 552 B	.2 23.35
	L	531 857 551	.2 19.80

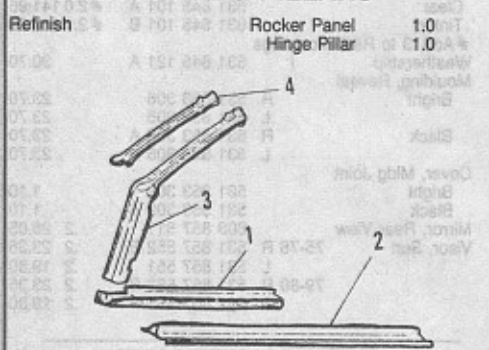
WIPER & WASHER PARTS				
Blade, Wiper				
	Arm, Wiper	Thru 75 R	531 955 410	11.25
		L	531 955 409	14.70
		76-80 (2)	531 955 409 A	14.50
Link, Arm				
	Thru 75 R	171 955 326	.6 3.25	
	L	171 955 325	.6 3.25	
	76-80 (2)	531 955 219	.6 22.10	
Frame, Motor				
		531 955 611	#1.0 10.00	
#Incl R&L Assy & Replace Wiper Shafts				
Motor, Wiper				
	Thru 75	531 955 113 A	#7 134.90	
	76-78	531 955 113 C	#7 101.10	
	79-80 To(a)	531 955 113C	#7	
	Fm(a)	531 955 113 E	#7 100.60	
(a)Ch 5392035001				
#.2 w/Assy Removed				
Pump, Washer				
	Thru 78	To(a) 823 955 651	.3 33.45	
		Fm(a) 431 955 651	.3 26.10	
	79-80	431 955 651	.3 26.10	
Jar, Washer				
	To(a)	171 955 451	.3 13.35	
	Fm(a)	431 955 453	.3 3.35	
Nozzle Wshr				
	Thru 75	111 955 993 A	.3 3.45	
	76-78	823 955 985 C	.3 3.05	
	79-80	111 955 993 A	.3 3.45	
(a)Ch 5372037127				

COWL & DASH



1 Panel, Dash	75-79	531 803 147 AE	
	80	531 803 147 BJ	339.80
2 Plate, Gusset	75-76	531 803 157 A	86.05
	77-80	531 803 157 E	83.00
*Included in Dash Panel			
3 Deflector, Water	77-80	531 819 415 B	16.75
Weatherstrip, Cowl to Hood	75-78	411 823 705 C	.3 39.60
	79-80	171 819 519 C	.3 8.05
Pillar, Hinge - See Rocker Panel			
Panel, Instrument(a)	75-79	531 857 003 E	#6.0 310.85
	80	531 857 003 F	#6.0 310.85
(a) Order by Color			
#w/AC Add 1.5			
Box, Glove		531 857 101 B	.4 16.95
Door, Glove Box			
Outer		531 857 122	.3 23.15

ROCKER PANEL & PILLARS



Refinish	Rocker Panel	1.0	
	Hinge Pillar	1.0	
1 Panel, Rocker	R	531 809 848	3.5 130.95
	L	531 809 847	3.5 130.95
Moulding, Rocker			
Chrome		863 853 555	.3 6.15
Black		171 853 555 A	.3 5.30
2 Plate, Scuff	Thru 77	531 853 373	.2 15.85
	78-80 exc	531 853 369 A	.2 31.90
	Black	531 853 373 A	.2 9.05
3 Pillar, Hinge	R	531 809 840	# 173.40
	L	531 809 839	# 173.40
# 7.5 exc Cut in Windshield Opng 6.5,			
w/Door, Fender & Windshield Removed			
4 Reinf, Pillar	R	531 809 438	# 37.70
	L	531 809 437	# 37.70
# 1.5 w/Pillar Removed			

SEAT

Frame Assy			
Thru 76	(2)	531 881 103 D	1.2 107.45
77-78	R	531 881 106 D	1.2 147.70
	L	531 881 105 H	1.2 154.25
1979	R	531 881 106 F	1.2 147.70
	L	531 881 105 H	1.2 154.25
1980	R	531 881 106 J	1.2 169.95
	L	531 881 105 K.1.2	

FRONT DOOR

Refinish Outside	2.5
Add for Jams & Inside	.5
R&I Trim Panel	.4
R&I Door Assy	.7

SHEET METAL & MLDGS

Door Shell, w/Frame			
Thru 78	R	531 831 052 F	3.7 360.50
	L	531 831 051 H	3.7 360.50
1979-80	R	531 831 052 F	3.7 360.50
	L	531 831 051 H	3.7 360.50
Weatherstrip	75-78	531 837 912 B	.8 21.50
	L	531 837 911 A	.8 14.85
	79-80 R	531 837 912 B	.8 21.50
	L	531 837 911 B	.8 21.50
Seal, Upr	Thru 78	531 837 913 C	.3 6.95
	79-80	531 837 913 C	.3 6.95
Moulding, Window Frame			
Front	Bright R	531 853 288	# 9.10
	L	531 853 287	# 9.10
	Black R	531 853 288 A	# 9.20
	L	531 853 287 A	# 9.20
Upper	Thru 77 R	531 853 326	# 4.85
	L	531 853 325	# 4.85
	78-80 Bright	531 853 325 A	# 4.85
	Black	531 853 325 C	# 4.85
Rear	Thru 77 R	531 853 290	# 3.90
	L	531 853 289	# 3.90
	78-80 Bright R	531 853 290	# 13.40
	L	531 853 279	# 13.40
	Black R	531 853 280 B	# 13.40
	L	531 853 279 B	# 13.40
Cover, Joint	Bright	171 853 349	.58
	Black	171 853 349 B	.67
# All - 1.0, Incl R&R Belt Mldg			
Moulding, Belt			
75-77	R	531 853 284	#.3 9.10
	L	531 853 283	#.3 9.10
78-80	Bright R	531 853 284 A	#.3 10.30
	L	531 853 283 A	#.3 10.30
	Black R	531 853 284 C	#.3 9.45
	L	531 853 283 C	#.3 9.45
# w/Glass Removed			
Moulding, Protect			
Thru 77	R	531 853 516	.3 19.30
	L	531 853 515	.3 19.30
78-80	Bright R	531 853 516 B	.3 19.30
	L	531 853 515 B	.3 19.30
	Black/Red R	531 853 516 C	.3 19.30
	L	531 853 515 C	.3 19.30
Mirror, Rear View			
Standard		171 857 501 B	(a) 19.85
Remote Cntl	78	171 857 501 G	(b) 35.30
	79-80 R	171 857 502 D	(b) 13.75
	L	171 857 501 C	(b) 45.40
(a).6 Exc w/Trim Removed .3			
(b).1.0 Exc w/Trim Removed .6			
Strip Tape - See Hood			

HARDWARE

Latch			
To Ch 5352028362	R	531 837 016 A	.9 25.25
	L	531 837 015 A	.9 24.15
Fm Ch 5352028363	R	171 837 016 C	.9 19.05
	L	171 837 015 C	.9 19.05
Handle, Outside			
To Ch 5352028362		171 837 205 A	.6 22.50
Fm Ch 535 2028 363			
Exc	R	171 837 206 B	.6 22.50
	L	171 837 205 B	.6 22.50
GTI	R	171 837 206 E	.6 22.50
	L	171 837 205 E	.6 22.50
Plate Hdle Trim	Black	823 837 239	1.40
Cyl & Keys		411 837 217 A	#.7 10.65
# Does Not Include Code Cyl			


CONT'D

FRONT DOOR CONT'D

HARDWARE CONT'D

Handle, Inside			
Thru 77	R	171 837 020	2.80
	L	171 837 019	2.80
78-80	R	113 837 020 B	8.15
	L	113 837 019 B	8.15
Hinge Half		171 831 403	5.00
Strap, Check		171 837 251	.5 7.20

VENT GLASS - FIXED

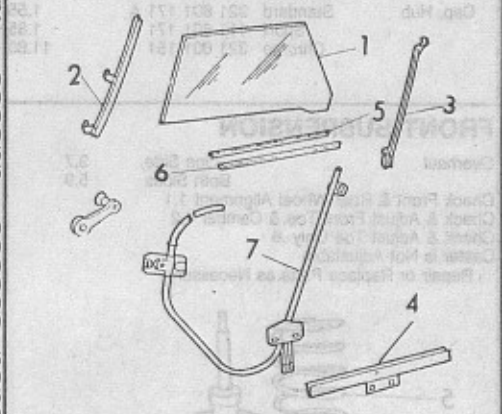


1 Glass (Car Mfr)			
Clear	R	531 845 252	.5
	L	531 845 251	.5
Tinted	R	531 845 252 B	.5 30.60
	L	531 845 251 B	.5 30.60
2 Weatherstrip			
	R	531 845 262	9.35
	L	531 845 261	9.35

VENT GLASS - MOVEABLE

Glass (Car Mfr)			
Clear	R	531 845 248	.6 79.40
	L	531 845 247	.6 79.40
Tinted	R	531 845 248 A	.6 87.65
	L	531 845 247 A	.6 87.65
Frame	R	531 837 610	29.30
	L	531 837 609	29.30
Weatherstrip	R	531 837 530	25.00
	L	531 837 529	25.00
Latch	R	171 837 658	9.00
	L	171 837 657	9.00

DOOR GLASS & PARTS



1 Glass (Car Mfr)			
Clear	R	531 845 202	1.0
	L	531 845 201	1.0
Tinted	R	531 845 202 A	1.0 68.60
	L	531 845 201 A	1.0 68.60
2 Run, Front			
Thru 77	R	531 837 412	40.80
	L	531 837 411	40.80
78-80	R	531 837 412 B	40.80
	L	531 837 411 B	40.80
3 Run, Rear			
	R	531 837 416	7.90
	L	531 837 415	7.90
		531 837 571	3.20
4 Lift, Lower			
Weatherstrip, Belt			
5 Inner	R	531 837 476 A	10.40
	L	531 837 475 A	10.40
6 Outer	R	531 837 474	9.20
	L	531 837 473 A	10.40
7 Regulator	R	531 837 402	#.8 27.90
	L	531 837 401	#.8 27.90
# 2 w/Glass Removed			
Handle, Regulator		321 837 581 A	5.95

IMPORTED COLLISION ESTIMATING GUIDE

E-411

VOLKSWAGEN

SCIROCCO 1975-80

ROOF

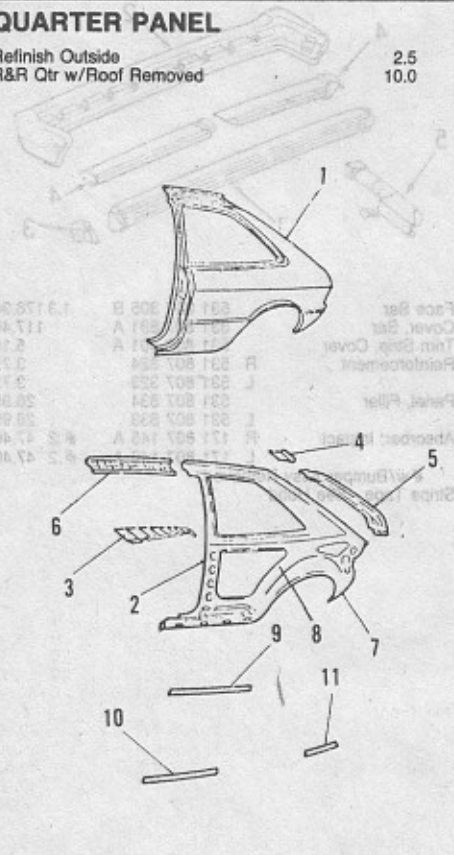
Refinish Roof		3.5	
R&R Headliner	exc	4.0	
	w/Windshield Removed	2.0	
Panel, Roof	531 817 113	# 347.50	
# Cut in WS Opening 17.5			
R&R Complete w/Fenders Rem 18.5			
Frame, Windshield	531 817 115 A	101.15	
Crossmember	Front 531 817 121	# 1.5 43.95	
	Center 531 809 559	# 1.5 16.85	
	Rear(a) 531 817 161	# 1.5 54.35	
	(b) 537 817 163 A	# 1.5 39.75	
(a)to Ch 5372044000 (b)fm Ch 5372044001			
# w/Roof Removed			
Channel, Drip			
To Ch 5392014000	R 531 809 320	8.40	
	L 531 809 319	8.40	
Fm Ch 5392014001	R 531 809 320 A	13.35	
	L 531 809 319 A	13.35	
Moulding, Side Scalp			
Bright	Thru(a) R 531 853 706	.5 16.50	
	L 531 853 705	.5 16.50	
	Fm(a) R/L 531 853 705 B	.5 6.75	
Black	R 531 853 706 A	.5 16.50	
	L 531 853 705 A	.5 16.50	
(a)Ch 539 2014 000			

BACK WINDOW

SEE LIFTGATE

QUARTER PANEL

Refinish Outside		2.5	
R&R Qtr w/Roof Removed		10.0	



1 Panel, Outer	R 531 809 844 C	# 295.05	
	L 531 809 843 B	# 295.05	
# Right Side 13.5, Left Side 13.0			
Cut in Window Opng - Right 10.0, Left 9.5			

CONT'D

QUARTER PANEL CONT'D

2 Panel, Inner	75-79 R 531 809 404 E	# 271.75	
	L 531 809 403 C	# 271.75	
	80 R 531 809 404 G	#	
	L 531 809 403 G	#	
# w/Outer Panel Removed 7.0,			
Exc Cut in Window Opng 5.0,			
Add .5 for Right Side Fuel Opng			
3 Plate, Inner	R 531 809 416	25.20	
	L 531 809 415	25.20	
4 Plate, Upper			
To Ch 5372044000	R 531 809 646	11.60	
	L 531 809 645	11.60	
Fm Ch 5372044001	R 531 809 646 A	11.60	
	L 531 809 645 A	11.60	
5 Channel, Drain	R 531 809 642	51.25	
	L 531 809 641	51.25	
6 Reinf, Above Door			
Right	531 809 430	23.15	
Left	531 809 431	23.15	
7 Wheelhouse	75-79 R 531 803 422	4.0 100.80	
	L 531 803 421	4.0 100.80	
	80 R 531 803 422	4.0 100.80	
	L 531 803 421	4.0 100.80	
8 Filler, Side Panel	R 531 803 440	7.15	
	L 531 803 439	7.15	
Moulding, Quarter Wind Opng			
Front	Thru 77 R 531 853 348	# 3.90	
	L 531 853 347	# 3.90	
	78-80 Bright R 531 853 344	# 13.15	
	L 531 853 343	# 13.15	
	Black R 531 853 344 A	# 13.15	
	L 531 853 343 A	# 13.15	
Upper	Thru 77 R 531 853 338	# 8.40	
	L 531 853 337	# 8.40	
	78-80 Bright R 531 853 338 A	# 8.40	
	L 531 853 337 A	# 8.40	
	Black R 531 853 338 C	# 10.35	
	L 531 853 337 C	# 10.35	
Cover, Jt	Bright 171 853 349	.58	
	Black 171 853 349 B	.67	
# All 1.0, Incl R&R Glass & Belt Midg			
9 Moulding, Belt			
75-77	531 853 345	# 5.45	
78-80			
Front	Bright 531 853 345 B	# 9.50	
	Black 531 853 345 E	# 4.25	
Rear	Bright 531 853 346 B	# 2.45	
	L 531 853 345 C	# 2.45	
	Black R 531 853 346 D	# 4.25	
	L 531 853 345 F	# 4.25	
# Incl in Qtr Wind Opng Midg Time			
Moulding, Protect			
10 Front	Thru 77 R 531 853 538	# 2 9.60	
	L 531 853 537	# 2 9.60	
	78-80 exc R 531 853 538 B	# 2 9.60	
	L 531 853 537 B	# 2 9.60	
	Black/Red R 531 853 538 C	# 2 9.60	
	L 531 853 537 C	# 2 9.60	
11 Rear	Thru 76 R 531 853 536	# 2 5.60	
	L 531 853 535	# 2 5.60	
# R&R Both Front & Rear .3			
Stripe Tape - See Hood			

QUARTER GLASS

Glass (Car Mfr)			
Clear	R 531 845 302	.8	
	L 531 845 301	.8	
Tinted	R 531 845 302 A	.8 56.45	
	L 531 845 301 A	.8 56.45	
Weatherstrip	R 531 845 322 A	34.60	
	L 531 845 321 A	34.60	
Frame	Thru 77 R 531 845 320	32.20	
	L 531 845 319	32.20	
	78-80 R 531 845 320 A	22.05	
	L 531 845 319 A	22.05	

LIFTGATE

Refinish Outside 1.7		
Add for Inside .8		

CONT'D

LIFTGATE CONT'D



1 Shell, Liftgate			
Thru 75	exc 531 827 025 C	2.5 174.25	
	w/Wiper 531 827 025 F	3.5 340.45	
	exc 531 827 025 E	2.5 313.60	
	w/Wiper 531 827 025 F	3.5 340.45	
	R 531 827 302	14.65	
	L 531 827 301	14.65	
2 Hinge	531 827 705	.5 18.45	
3 Weatherstrip	Thru 75 531 827 550	.2 18.05	
4 Support, Prop	76-80 531 827 550 B	.2 21.40	
	331 827 505	.2 11.15	
5 Latch	331 827 511 A	.2 5.70	
6 Striker, Latch	171 827 539	.3 15.00	
7 Cyl & Keys			
Emblem			
"Volkswagen"	Thru 75 321 853 685	.2 8.35	
	76-80 171 853 685 A	.2 4.05	
"Volkswagen Auto"	321 853 685 A	.2 8.35	
"Scirocco"	Thru 75 531 853 687	.2 6.95	
	76-80 531 853 687 F	.2 3.45	
"Scirocco Fuel Injection"			
Thru 77	531 853 687 Q	.2 4.05	
78-80	531 853 687 AD	.2 3.75	
"Scirocco GTI"	531 853 687 AA	.2 3.70	

GLASS & PARTS

Glass - Heated (Car Mfr)			
Thru 76	Clear 531 845 501 A	1.7	
	Tinted 531 845 501 F	1.7 280.35	
77-80	Tinted 531 845 501 F	1.7 280.35	
Weatherstrip, Glass	531 845 521 A	# 25.25	
Moulding, Reveal	exc R 531 853 356	# 22.10	
	L 531 853 355	# 22.10	
	GTI R 531 853 365 A	#	
	L 531 853 355 A	# 22.10	
# Included w/Glass R&R			

WIPER & WASHER PARTS

Blade, Wiper	211 955 425 E	7.35
Arm, Blade	171 955 707 A	10.80
Link Assy	531 955 721	.7 14.65
Motor, Wiper	531 955 713 B	.8 87.35
Bracket, Motor	531 955 715	16.45
Pump, Washer	(a) 823 955 651	.3 33.45
	(b) 431 955 651	.3 26.10
Reservoir	(a) 803 955 453	.3 6.85
	(b) 431 955 453	.3 3.35
(a)To Ch 5372037126 (b)Fm Ch 5372037127		

REAR SUSPENSION

Drum, Brake	171 501 615	# 1.1 47.75
# Incl R&R Brgs & Stub Axle		
Bearing, Outer	311 405 645	# 1.1 6.60
Bearing, Inner	311 405 625 D	# 1.1 8.55
# Incl R&R Drum & Seal		
Seal, Oil	321 501 641	2.40
Axle, Stub	321 501 117	.1 45.95
Plate, Backing	exc R 171 609 426	# 5 29.20
	L 171 609 425	# 5 29.20
	79-80 R 171 609 426 A	# 5
	L 823 609 425 A	# 5 29.20
# w/Brake Drum Removed		
Hose, Brake	171 611 775	# 12.30
# One .6, Each Add'l .3 - Incl Bleed		
Beam, Axle	171 500 051 B	3.0 207.30
Brkt, Axle Mtg	171 501 537 B	18.80
Spring, Coil	171 511 105 C	# 7 53.35
# Incl R&R Shock Absorber		

CONT'D

E-412

SCIROCCO 1975-80

IMPORTED COLLISION ESTIMATING GUIDE

VOLKSWAGEN

REAR SUSPENSION CONT'D

Shock Absorber				
75-77	171 513 033 J	#.7	31.65	
78-80	175 513 033	#.7	29.20	
# Includes R&R Spring				

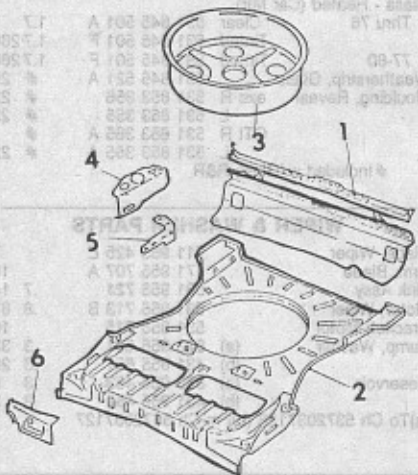
FUEL TANK

R&R Time Does Not Include Drain Fuel
FI - Fuel Injection

Tank, Fuel				
Thru 76	exc(a)	171 201 075 F	2.3	90.45
	(b)	171 201 075 H	2.3	90.45
	w/FI	171 201 075 J	2.3	110.10
77-80	exc	171 201 075 H	2.3	90.45
	w/FI	171 201 075 J	2.3	110.10
(a) Gauge Opp in Side of Tank				
(b) Gauge Opp in Top of Tank				
Cap, Filler				
Standard	Thru 75	171 201 551 B	4.60	
	76-80	171 201 551 M	5.65	
Locking	Thru 75	171 201 551 C	10.50	
	76-80	171 201 551 N	10.50	
Neck, Fuel Filler				
Thru 75		531 201 129 A	.5	51.85
1976		531 201 129 G	.5	48.35
1977	exc	531 201 129 H	.5	
	Calif	531 201 129 G	.5	46.35
78-80	exc	531 201 129 M	.5	49.60
	Calif	531 201 129 J	.5	48.70
Gauge, Tank Unit				
Thru 75		171 919 051 C	1.0	26.60
76-80		171 919 051 D	1.0	20.05

REAR BODY

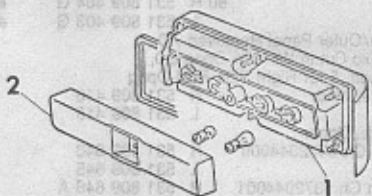
Refinish Lower Panel 1.5



1 Panel, Lower		531 813 301 B	#	165.50
# 9.0 exc w/One Quarter Rem 6.5				
w/Both Quarters Rem 5.5				
2 Panel, Floor				
	75-79	171 813 115 C	#	101.45
	80	171 813 115 D	#	101.45
# Cut in Spare Wheel Opening				
w/Lower Panel Removed 5.5				
R&R Complete w/Lower Panel				
w/One Quarter Removed 10.0				
w/Both Quarters Removed 7.5				
3 Well, Spare Wheel		171 813 113 A	3.0	73.25
Reinforcement				
4 Floor	R	175 813 130	#1.0	10.95
	L	175 813 129	#1.0	10.95
5 Bumper	R	171 813 128	#1.0	3.95
	L	171 813 127	#1.0	3.95
# w/Outer Panels Removed				
6 Support, Seat	R	171 813 158	5.45	
	L	171 813 157	5.45	
Bracket, License Plate				
78-80	exc	531 813 989 B	19.70	
	GTI	531 813 989 C	19.70	

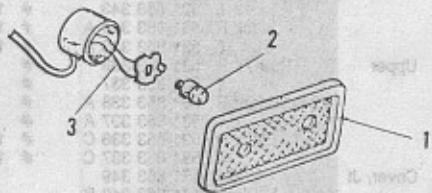
REAR LAMPS

COMBINATION LAMP



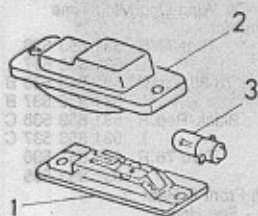
1 Lamp Assy				
Thru 77	R	531 945 112 D	.3	68.80
	L	531 945 111 D	.3	68.80
	exc	531 945 112 F	.3	66.75
	L	531 945 111 F	.3	66.75
GTI R		531 945 112 G	.3	68.75
	L	531 945 111 G	.3	68.75
2 Cover		531 945 285	6.25	
Gasket, Mounting		531 945 191	2.50	
Bulb	exc	USA 1034	1.41	
Back-Up	USA	67	.50	

SIDE MARKER LAMP



1 Lamp Assy				
Thru 76	Std	321 945 361	.3	6.65
	Deluxe	321 945 361 A	.3	3.25
77-80		321 945 361 A	.3	3.25
		USA 89	.52	
2 Bulb				
3 Socket & Wire		171 945 351	5.40	

LICENSE LAMP



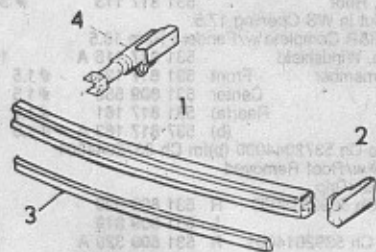
1 Lamp Assy	(a)	531 943 115	2	5.95
	(b)	171 943 021 A	2	5.55
	(c)	171 943 021 B	2	5.15
(a) To Ch 5372008937				
(b) Fm Ch 5372008938 to 5392035000				
(c) Fm Ch 5392035001				

2 Cover		531 943 191	3.45	
3 Bulb		USA 89	.40	

REAR BUMPER

THRU 1977

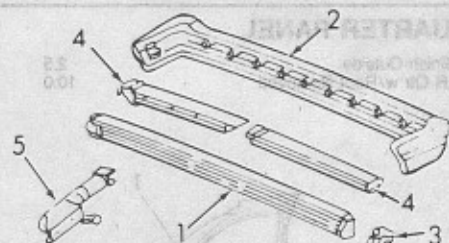
R&I Bumper Assy			.5	
O/H Includes R&I			.9	



1 Face Bar		531 807 305 A	9	180.60
2 End, Face Bar	R	531 807 372 E	2	40.55
	L	531 807 371 E	2	40.55
3 Moulding, Rubber		531 807 421 A	3	33.60
4 Absorber, Impact	R	171 807 145 A	#.2	47.40
	L	171 807 146 A	#.2	47.40
# w/Bumper Assy Removed				

1978-80

Refinish Cover			1.4	
R&I Bumper Assy			.5	
O/H Includes R&I			1.3	



1 Face Bar		531 807 305 B	1.3	176.30
2 Cover, Bar		531 807 831 A		117.40
Trim Strip, Cover		531 807 401 A		5.15
3 Reinforcement	R	531 807 324		3.75
	L	531 807 323		3.75
4 Panel, Filler		531 807 834		26.95
	L	531 807 833		26.95
5 Absorber, Impact	R	171 807 145 A	#.2	47.40
	L	171 807 146 A	#.2	47.40
# w/Bumper Assy Removed				
Stripe Tape - See Hood				